

CN1 CN2

- 1 1
- 2 2
- 3 3
- 4 4
- 5 5
- 6 6
- 7 7
- 8 8
- 9 9
- 10 10
- 11 11
- 12 12
- 13 13
- 14 14
- 15 15
- 16 16
- 17 17
.
- 18 18
- 19 19
- 20 20
- 21 21
- 22 22
- 23 23
- 24 24
- 25 25
- 26 26
- 27 27
- 28 28
- 29 29
- 30 30
- 31 31

32 ← Extends under mold & is cut blunt (NC)

CN1 = DF9-31S-1V MOLDED TO FFC

CN2 = 32 Conductor 0.5mm FFC

FFC INSULATION = UL20706

FLAT CONDUCTOR = TIN PLATED COPPER

LENGTH "L" = 229mm +/- 5mm



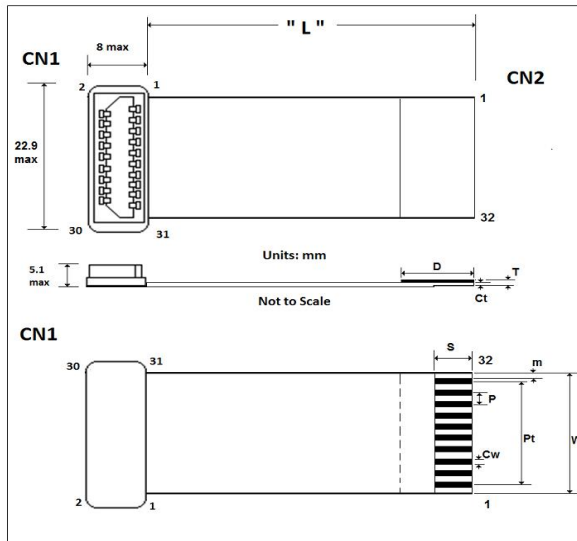
100% Test for Electrical Continuity.

RoHS Compliant



FFC DIMENSIONS:

- PITCH "P" = 0.5 mm
- NO. OF CONDUCTORS = 32
- CONDUCTOR WIDTH "Cw" = 0.30mm
- CONDUCTOR THICKNESS "Ct" = 0.035mm
- TERMINAL THICKNESS "T" = 0.3mm
- TOTAL PITCH "Pt" = 15.5 mm
- WIDTH "W" = 16.5 mm
- MARGIN "m" = +/- 0.15mm
- STRIP LENGTH "S" = 4mm
- SUPPORT TAPE LENGTH "D" = 8mm
- SUPPORT TAPE COLOR = BLUE
- TOLERANCE = +/- 2mm



DWG BY: PT	DATE: 10/30/14	DRAWINGS ARE NOT TO SCALE. ALL DIMENSIONS ARE IN INCHES UNLESS OTHERWISE SPECIFIED. ALL TOLERANCES ARE +/- 0.50" UNLESS OTHERWISE SPECIFIED
CHK BY:	DATE:	
APPR: -	DATE: -	



Quadrangle Products Inc.

Quadrangle Products Inc.
28 Harrison Ave Suite 105,
Englishtown, NJ 07726

Tel: 732-792-1234
Fax: 732-792-8305

REVISION HISTORY				
REV	DATE	DESCRIPTION	APPROVED	DATE
	10/30/14	Drawing Update	PT	PT

© Copyright 2006 Quadrangle Products Inc.
This document is confidential and proprietary to Quadrangle Products Inc. and shall not be reproduced, copied, used, or issued as the basis of manufacturing and/or sale of equipment, material, or any other item. Quadrangle Products Inc. has the sole and exclusive ownership rights to this document and information contained herein.

QD4747-9