

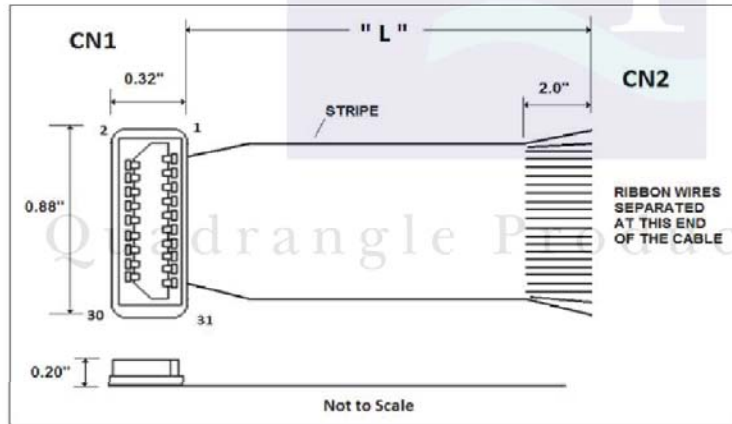


**CN1 CN2**

- 1 1
- 2 2
- 3 3
- 4 4
- 5 5
- 6 6
- 7 7
- 8 8
- 9 9
- 10 10
- 11 11
- 12 12
- 13 13
- 14 14
- 15 15
- 16 16
- 17 17
- 18 18
- 19 19
- 20 20
- 21 21
- 22 22
- 23 23
- 24 24
- 25 25
- 26 26
- 27 27
- 28 28
- 29 29
- 30 30
- 31 31

**CN1 = DF9-31S-1V MOLDED TO FFC**  
**CN2 = FLYING LEADS**  
**WIRE = UL2678 RIBBON AWG 30(7) GREY**  
**LENGTH "L" = 24.0" +/- 0.25"**  
**RoHS Compliant**



DWG BY: PT	DATE: 1/2/15	DRAWINGS ARE NOT TO SCALE. ALL DIMENSIONS ARE IN INCHES UNLESS OTHERWISE SPECIFIED. ALL TOLERANCES ARE +/- 0.50" UNLESS OTHERWISE SPECIFIED
CHK BY:	DATE:	
APPR: -	DATE: -	

**REVISION HISTORY**

REV	DATE	APPROVED
---	1/2/15	PT



Quadrangle Products Inc.

Quadrangle Products Inc.  
 28 Harrison Ave Bldg 16, Suite D,  
 Englishtown, NJ 07726

Tel: 732-792-1234  
 Fax: 732-792-8305

© Copyright 2006 Quadrangle Products Inc. This document is confidential and proprietary to Quadrangle Products Inc. and shall not be reproduced, copied, used, or issued as the basis of manufacturing and/or sale of equipment, material, or any other item. Quadrangle Products Inc. has the sole and exclusive ownership rights to this document and information contained herein.

**QD4824-24**