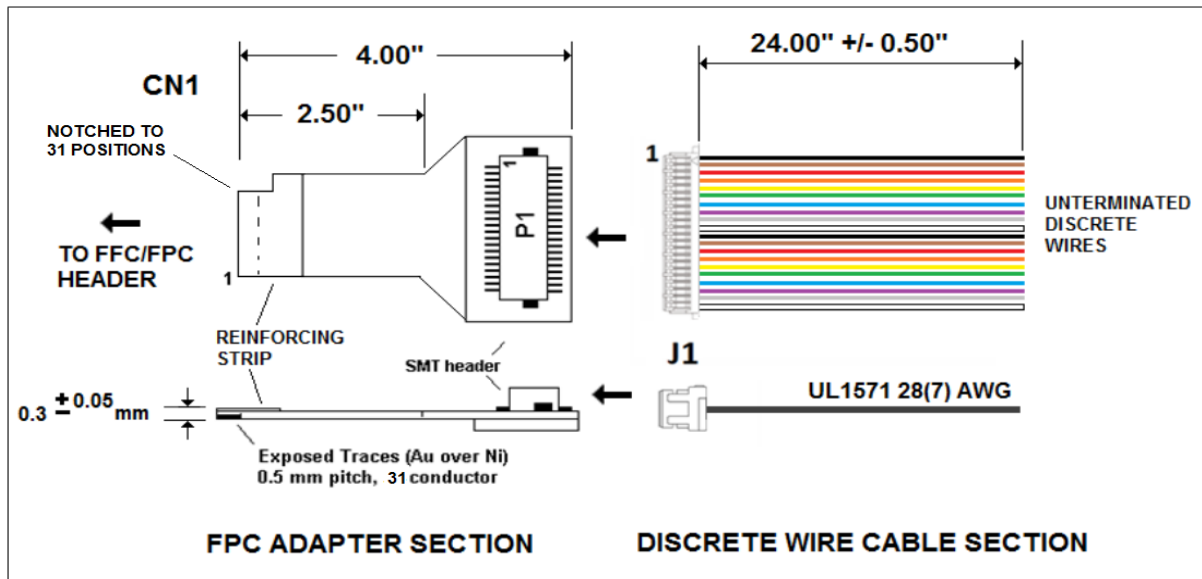


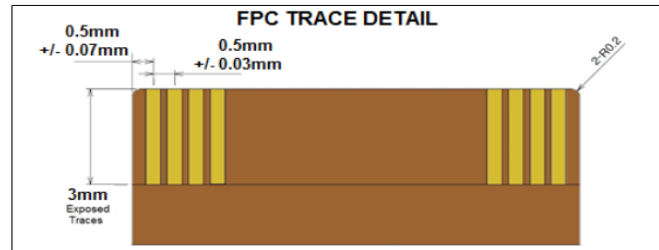
CN1	P1(J1)	WIRE COLOR
1	2	Brown
2	1	Black
3	4	Orange
4	3	Red
5	6	Green
6	5	Yellow
7	8	Violet
8	7	Blue
9	10	White
10	9	Gray
11	12	Brown
12	11	Black
13	14	Orange
14	13	Red
15	16	Green
16	15	Yellow
17	18	Violet
18	17	Blue
19	20	White
20	19	Gray
21	22	Brown
22	21	Black
23	24	Orange
24	23	Red
25	26	Green
26	25	Yellow
27	28	Violet
28	27	Blue
29	30	White
30	29	Gray
31	32	Brown
	31	Black



ASSEMBLY INSTRUCTIONS:

- 1) NOTCH DOWN QD5747
- 2) CUT DOWN UNUSED WIRES AT J1 CONNECTOR ON FLYING LEAD

CONVERTS FROM 0.50MM PITCH FFC/FPC INTERFACE TO DISCRETE WIRE
SEE NEXT PAGE FOR PICTURES AND ADDITIONAL INFORMATION



DWG BY: PT	DATE: 9/1/15
CHK BY:	DATE:
APPR: -	DATE: -

DRAWINGS ARE NOT TO SCALE. ALL DIMENSIONS ARE IN INCHES UNLESS OTHERWISE SPECIFIED. ALL TOLERANCES ARE +/- 0.50" UNLESS OTHERWISE SPECIFIED

REVISION HISTORY			
REV		DATE	APPROVED
---	INITIAL RELEASE	6/27/06	GLR
---	DRAWING UPDATE, LENGTH INCREASE	9/1/15	PT
---	ASSEMBLY INSTRUCTIONS UPDATE	11/17/21	PT



Quadrangle Products Inc.

Quadrangle Products Inc.
 28 Harrison Ave Suite 105,
 Englishtown, NJ 07726


Tel: 732-792-1234
 Fax: 732-792-8305

© Copyright 2006 Quadrangle Products Inc.
 This document is confidential and proprietary to Quadrangle Products Inc. and shall not be reproduced, copied, used, or issued as the basis of manufacturing and/or sale of equipment, material, or any other item. Quadrangle Products Inc. has the sole and exclusive ownership rights to this document and information contained herein.

**RT-700G-31-DIS
 CABLE KIT**

FPC Adapter Part Number :
QD5747AD (33 Conductor Base)
(2-33 Conductors When Customized)

FPC Adapter Part Number :
QD5745AD (50 Conductor Base)
(2-50 Conductors When Customized)



Discrete Wire Flying Lead Part Number (40C) : QD6021 (Used with QD5747AD)
Discrete Wire Flying Lead Part Number (50C) : QD6023 (Used with QD5745AD)