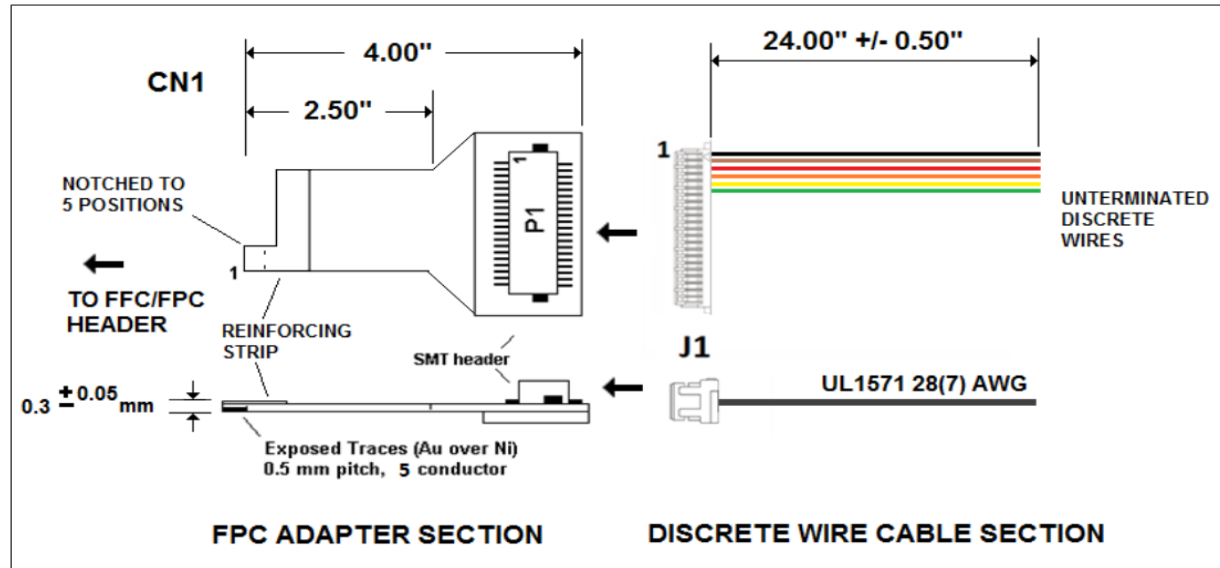


CN1	P1(J1)	WIRE COLOR
1	2	Brown
2	1	Black
3	4	Orange
4	3	Red
5	6	Green
	5	Yellow



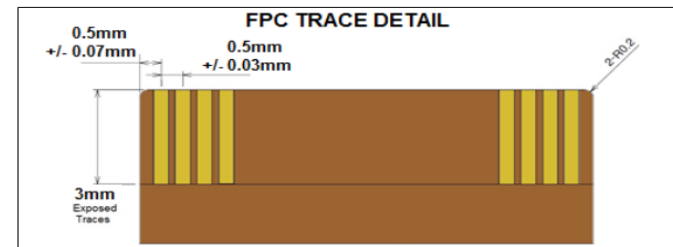
ASSEMBLY INSTRUCTIONS:

- 1) NOTCH DOWN QD5747
- 2) CUT DOWN UNUSED WIRES AT J1 CONNECTOR ON FLYING LEAD



CONVERTS FROM 0.50MM PITCH FFC/FPC INTERFACE TO DISCRETE WIRE

SEE NEXT PAGE FOR PICTURES AND ADDITIONAL INFORMATION



DWG BY: PT	DATE: 9/2/15	DRAWINGS ARE NOT TO SCALE. ALL DIMENSIONS ARE IN INCHES UNLESS OTHERWISE SPECIFIED. ALL TOLERANCES ARE +/- 0.50" UNLESS OTHERWISE SPECIFIED
CHK BY:	DATE:	
APPR: -	DATE: -	

REVISION HISTORY

REV		DATE	APPROVED
---	INITIAL RELEASE	6/27/06	GLR
---	DRAWING UPDATE, LENGTH INCREASE	9/2/15	PT
---	ASSEMBLY INSTRUCTIONS UPDATE	11/17/21	PT



Quadrangle Products Inc.

Quadrangle Products Inc.
28 Harrison Ave Suite 105,
Englishtown, NJ 07726


Tel: 732-792-1234
Fax: 732-792-8305

© Copyright 2006 Quadrangle Products Inc.
This document is confidential and proprietary to Quadrangle Products Inc. and shall not be reproduced, copied, used, or issued as the basis of manufacturing and/or sale of equipment, material, or any other item. Quadrangle Products Inc. has the sole and exclusive ownership rights to this document and information contained herein.

**RT-700G-05-DIS
CABLE KIT**

FPC Adapter Part Number :
QD5747AD (33 Conductor Base)
(2-33 Conductors When Customized)

FPC Adapter Part Number :
QD5745AD (50 Conductor Base)
(2-50 Conductors When Customized)



*Discrete Wire Flying Lead Part Number (40C) : **QD6021** (Used with QD5747AD)*
*Discrete Wire Flying Lead Part Number (50C) : **QD6023** (Used with QD5745AD)*