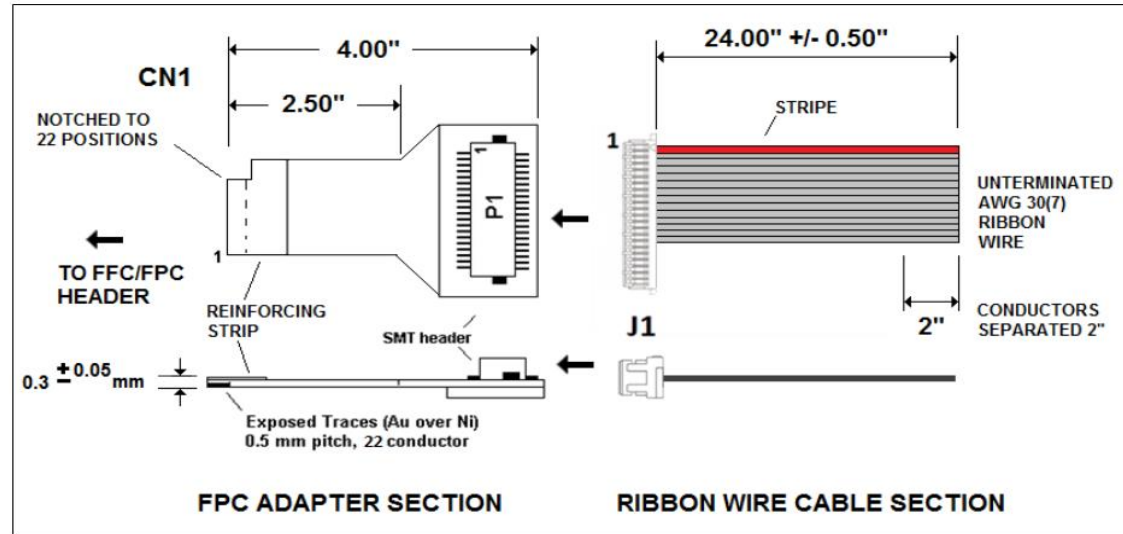


CN1	P1(J1)	WIRE COLOR
1	2	Gray
2	1	Stripe
3	4	Gray
4	3	Gray
5	6	Gray
6	5	Gray
7	8	Gray
8	7	Gray
9	10	Gray
10	9	Gray
11	12	Gray
12	11	Gray
13	14	Gray
14	13	Gray
15	16	Gray
16	15	Gray
17	18	Gray
18	17	Gray
19	20	Gray
20	19	Gray
21	22	Gray
22	21	Gray



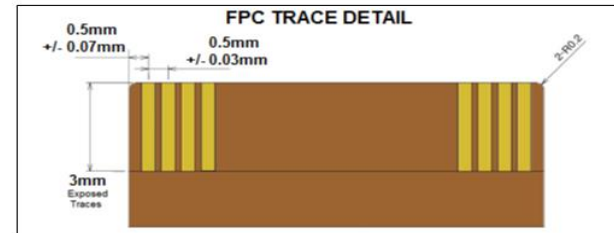
ASSEMBLY INSTRUCTIONS:

- 1) NOTCH DOWN QD5747
- 2) CUT DOWN UNUSED WIRES AT J1 CONNECTOR ON FLYING LEAD



CONVERTS FROM 0.50MM PITCH FFC/FPC INTERFACE TO RIBBON WIRE

SEE NEXT PAGE FOR PICTURES AND ADDITIONAL INFORMATION



DWG BY: PT	DATE: 9/18/15	DRAWINGS ARE NOT TO SCALE. ALL DIMENSIONS ARE IN INCHES UNLESS OTHERWISE SPECIFIED. ALL TOLERANCES ARE +/- 0.50" UNLESS OTHERWISE SPECIFIED
CHK BY:	DATE:	
APPR: -	DATE: -	

REVISION HISTORY

REV		DATE	APPROVED
---	INITIAL RELEASE	6/27/06	GLR
---	DRAWING UPDATE, LENGTH INCREASE	9/18/15	PT
---	Assembly Instructions Update	12/1/21	PT



Quadrangle Products Inc.
28 Harrison Ave Suite 105,
Englishtown, NJ 07726



Tel: 732-792-1234
Fax: 732-792-8305

© Copyright 2006 Quadrangle Products Inc.
This document is confidential and proprietary to Quadrangle Products Inc. and shall not be reproduced, copied, used, or issued as the basis of manufacturing and/or sale of equipment, material, or any other item. Quadrangle Products Inc. has the sole and exclusive ownership rights to this document and information contained herein.

**RT-700G-22-RIB
CABLE KIT**

FPC Adapter Part Number :
QD5747AD (33 Conductor Base)
(2-33 Conductors When Customized)

FPC Adapter Part Number :
QD5745AD (50 Conductor Base)
(2-50 Conductors When Customized)



Ribbon Wire Flying Lead Part Number (40C) : **QD6020** (Used with QD5747AD)

Ribbon Wire Flying Lead Part Number (50C) : **QD6022** (Used with QD5745AD)

Additional Part Number Specifications Available Upon Request. Contact engineering@quadrangleproducts.com