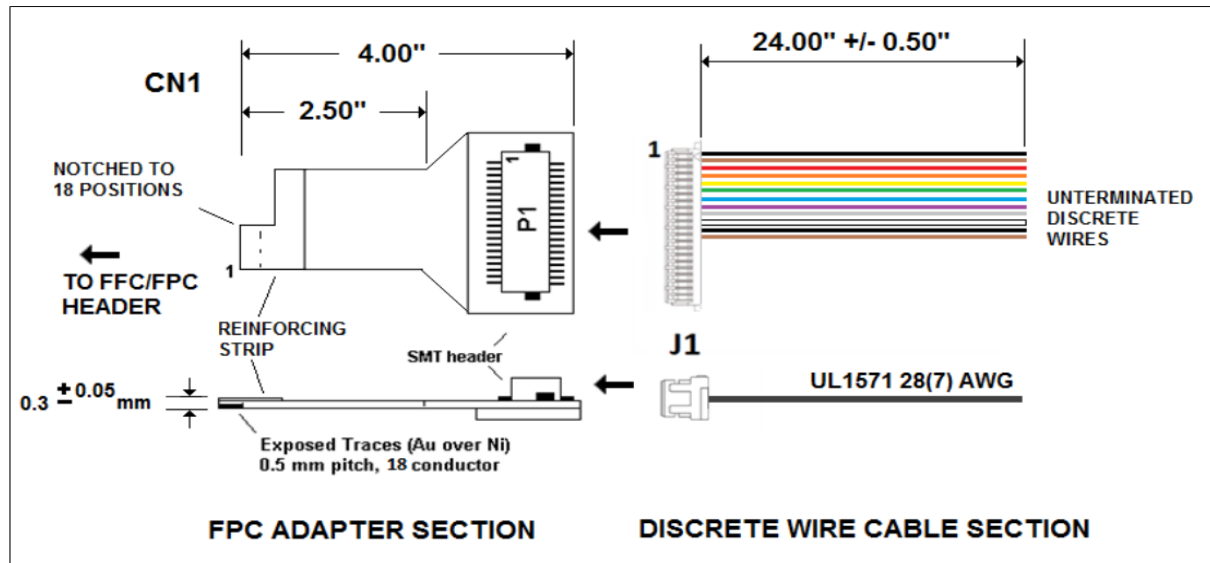


CN1	P1(J1)	WIRE COLOR
1	2	Brown
2	1	Black
3	4	Orange
4	3	Red
5	6	Green
6	5	Yellow
7	8	Violet
8	7	Blue
9	10	White
10	9	Gray
11	12	Brown
12	11	Black
13	14	Orange
14	13	Red
15	16	Green
16	15	Yellow
17	18	Violet
18	17	Blue



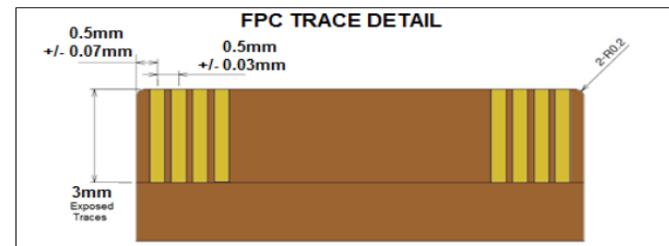
**ASSEMBLY INSTRUCTIONS:**

- 1) NOTCH DOWN QD5747
- 2) CUT DOWN UNUSED WIRES AT J1 CONNECTOR ON FLYING LEAD



**CONVERTS FROM 0.50MM PITCH FFC/FPC INTERFACE TO DISCRETE WIRE**

**SEE NEXT PAGE FOR PICTURES AND ADDITIONAL INFORMATION**



DWG BY: PT	DATE: 9/2/15	DRAWINGS ARE NOT TO SCALE. ALL DIMENSIONS ARE IN INCHES UNLESS OTHERWISE SPECIFIED. ALL TOLERANCES ARE +/- 0.50" UNLESS OTHERWISE SPECIFIED
CHK BY:	DATE:	
APPR: -	DATE: -	

**REVISION HISTORY**

REV		DATE	APPROVED
---	INITIAL RELEASE	6/27/06	GLR
---	DRAWING UPDATE, LENGTH INCREASE	9/2/15	PT
---	ASSEMBLY INSTRUCTIONS UPDATE	11/17/21	PT



Quadrangle Products Inc.  
28 Harrison Ave Suite 105,  
Englishtown, NJ 07726


Tel: 732-792-1234  
Fax: 732-792-8305

© Copyright 2006 Quadrangle Products Inc.  
This document is confidential and proprietary to Quadrangle Products Inc. and shall not be reproduced, copied, used, or issued as the basis of manufacturing and/or sale of equipment, material, or any other item. Quadrangle Products Inc. has the sole and exclusive ownership rights to this document and information contained herein.

**RT-700G-18-DIS  
CABLE KIT**

FPC Adapter Part Number :  
**QD5747AD (33 Conductor Base)**  
**(2-33 Conductors When Customized)**

FPC Adapter Part Number :  
**QD5745AD (50 Conductor Base)**  
**(2-50 Conductors When Customized)**



*Discrete Wire Flying Lead Part Number (40C) : **QD6021** (Used with QD5747AD)*  
*Discrete Wire Flying Lead Part Number (50C) : **QD6023** (Used with QD5745AD)*