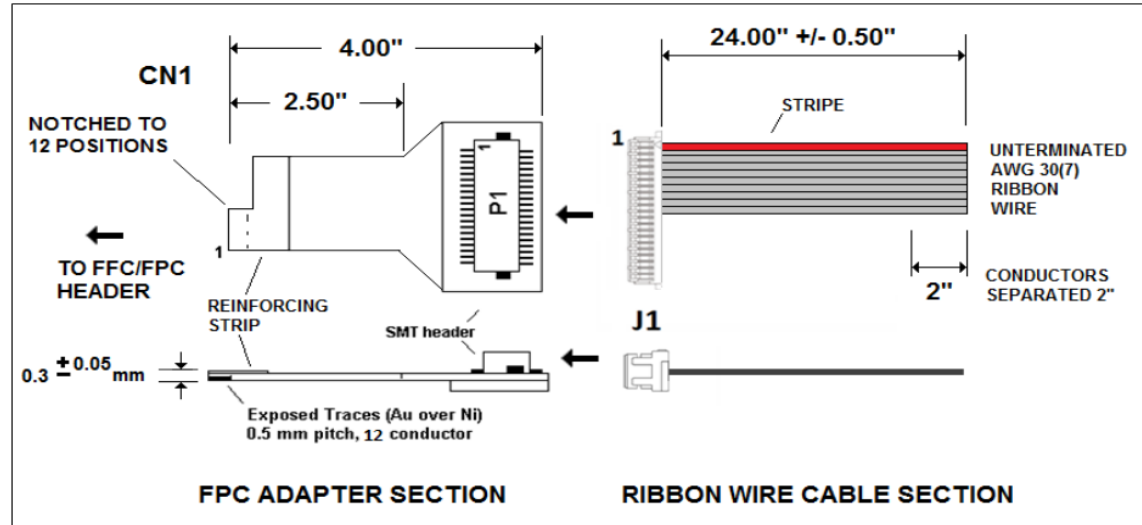


CN1	P1(J1)	WIRE COLOR
1	2	Gray
2	1	Stripe
3	4	Gray
4	3	Gray
5	6	Gray
6	5	Gray
7	8	Gray
8	7	Gray
9	10	Gray
10	9	Gray
11	12	Gray
12	11	Gray



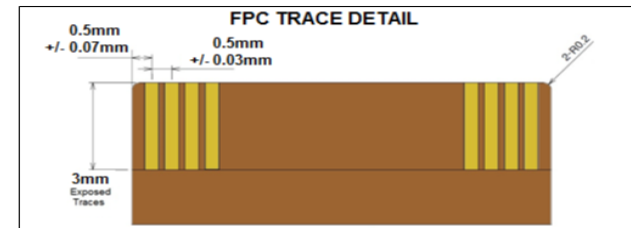
ASSEMBLY INSTRUCTIONS:

- 1) NOTCH DOWN QD5747
- 2) CUT DOWN UNUSED WIRES AT J1 CONNECTOR ON FLYING LEAD



CONVERTS FROM 0.50MM PITCH FFC/FPC INTERFACE TO RIBBON WIRE

SEE NEXT PAGE FOR PICTURES AND ADDITIONAL INFORMATION



DWG BY: PT	DATE: 9/18/15	DRAWINGS ARE NOT TO SCALE. ALL DIMENSIONS ARE IN INCHES UNLESS OTHERWISE SPECIFIED. ALL TOLERANCES ARE +/- 0.50" UNLESS OTHERWISE SPECIFIED
CHK BY:	DATE:	
APPR: -	DATE: -	

REVISION HISTORY

REV		DATE	APPROVED
---	INITIAL RELEASE	6/27/06	GLR
---	DRAWING UPDATE, LENGTH INCREASE	9/18/15	PT
---	Assembly Instructions Update	12/1/21	PT



Quadrangle Products Inc.

Quadrangle Products Inc.
28 Harrison Ave Suite 105,
Englishtown, NJ 07726



Tel: 732-792-1234
Fax: 732-792-8305

© Copyright 2006 Quadrangle Products Inc.
This document is confidential and proprietary to Quadrangle Products Inc. and shall not be reproduced, copied, used, or issued as the basis of manufacturing and/or sale of equipment, material, or any other item. Quadrangle Products Inc. has the sole and exclusive ownership rights to this document and information contained herein.

**RT-700G-12-RIB
CABLE KIT**

FPC Adapter Part Number :
QD5747AD (33 Conductor Base)
(2-33 Conductors When Customized)

FPC Adapter Part Number :
QD5745AD (50 Conductor Base)
(2-50 Conductors When Customized)



Ribbon Wire Flying Lead Part Number (40C) : **QD6020** (Used with QD5747AD)

Ribbon Wire Flying Lead Part Number (50C) : **QD6022** (Used with QD5745AD)

Additional Part Number Specifications Available Upon Request. Contact engineering@quadrangleproducts.com